

## Oil-/fuel separator *EasyOil* ground NS 1.5, class II for underground installation



### KESSEL factory standard

Made of polyethylene

**Consisting of:** Sludge trap, upper sections made of polymer, continuous height and level adjustment, self-actuated closure lock, inlet and outlet  $\varnothing$  110 mm.

### Cover:

Class B ( $\varnothing$  800 / 400)

Class D ( $\varnothing$  1000 / 800), with *Lock & Lift* function

**Optional:** Backwater valve according to DIN 13564

**Note:** Not suitable for *SonicControl*

- **Accessories  $\varnothing$  400:** Sampling chamber for underground installation from page 374, pumping stations see chapter "3"
- **Accessories  $\varnothing$  800 / 1000:** Sampling chamber for underground installation, alarm unit to signal maximum oil level and overflow - available as accessory (required based on EN 858) from page 397, pumping stations see chapter "3"
- **Technical note:** page 394



Illustration shows  
Art. no. 99 601.041D



Illustration shows  
Art. no. 99 601.016B/D



Illustration shows  
Art. no. 99 601.002B

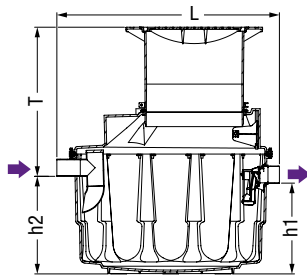
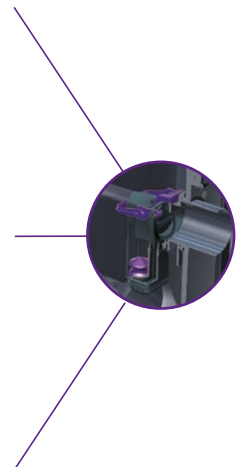


Illustration shows Art. no. 99 601.041D

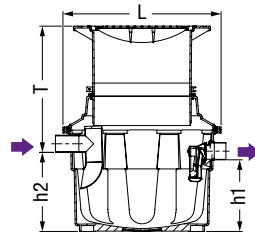


Illustration shows Art. no. 99 601.016B/D

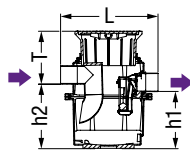


Illustration shows Art. no. 99 601.002B

$\varnothing$	$\varnothing$ (mm)	Sludge trap capacity (l)	L (mm)	B (mm)	h1 (mm)	h2 (mm)	Oil storage capacity (l)	Excess level	Weight (kg)	Total (l)	$\varnothing$	Installation depth D (min/max) in mm	Art. no.
400	110	17	582	520	342	389	17.6	50	12	34.6	Cover class B		
800	110	130	1091	1012	461	508	70.5	50	74	200.5	400	231 - 324	99 601.002B
1000	110	360	1425	1300	583	630	110	70	110	417	800	483 - 967	99 601.016B
												Cover class D, with <i>Lock &amp; Lift</i> function	
											800	483 - 967	99 601.016D
											1000	535 - 1020	99 601.041D